

Class 5

Release 5  
Book Reports

## Book Reports

This tutorial explains the new Book Reports and how to use them in calculating cost per use

# COUNTER Book Reports

---



In Release 5 there are several reports that will provide information about book usage:

## **TITLE MASTER REPORT**

A Title Master Report (TR) shows activity across all metrics for entire titles, which may be books or journals

The TR can be filtered according to user needs and has three **Standard Views**, which apply specifically to book usage

# Standard Views: TR\_B1

---



Identifier	Name	Description	Metric_Types
TR_B1	Book Requests (excluding OA_Gold)	Shows full-text activity for all content that is not Gold Open Access	Total_Item_Requests Unique_Title_Requests

# Standard Views: TR\_B1

---



Identifier	Name	Description	Metric_Types
TR_B2	Book Access Denied	Shows where users were denied access to books because simultaneous use (concurrency) licenses were exceeded, or their institution did not have a license for the book	Limit_Exceeded No_License

# Standard Views: TR\_B3

---

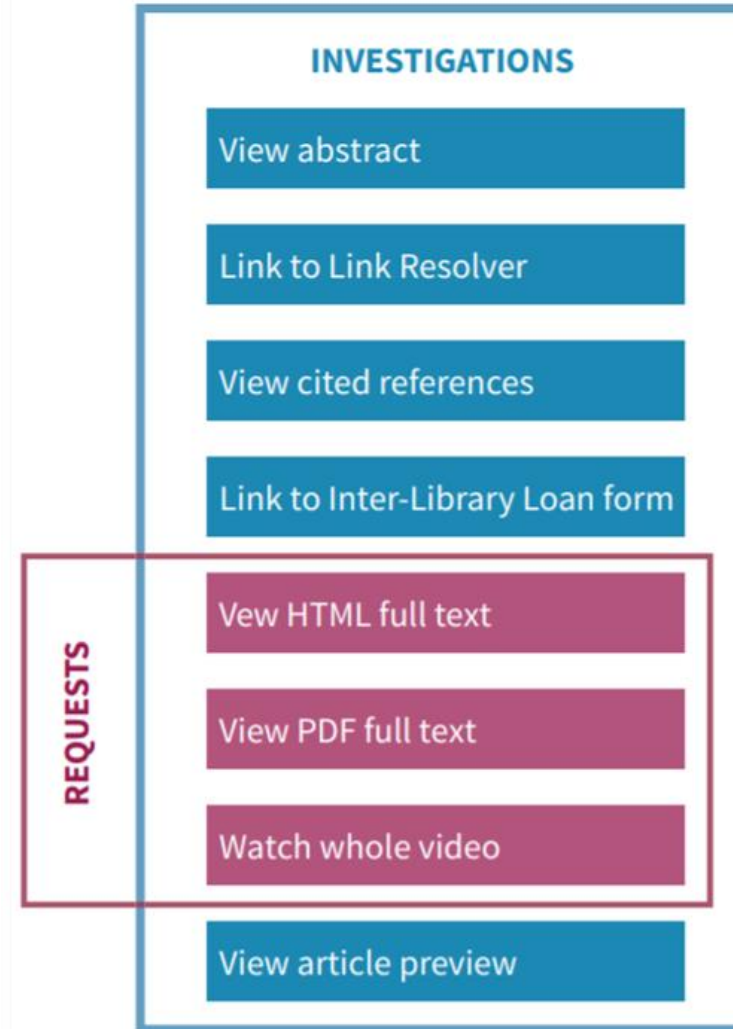


Identifier	Name	Description	Metric_Types
TR_B3	Book Usage by Access Type	Shows all applicable metric types broken down by Access_Type	Total_Item_ Investigations Total_Item_ Requests Unique_Item_ Investigations Unique_Item_ Requests Unique_Title_ Investigations Unique_Title_ Requests

# Metrics

Foundation Class 1 describes metrics in more detail

Investigations and Requests are the two Metric Types which show user actions



# Investigations

---

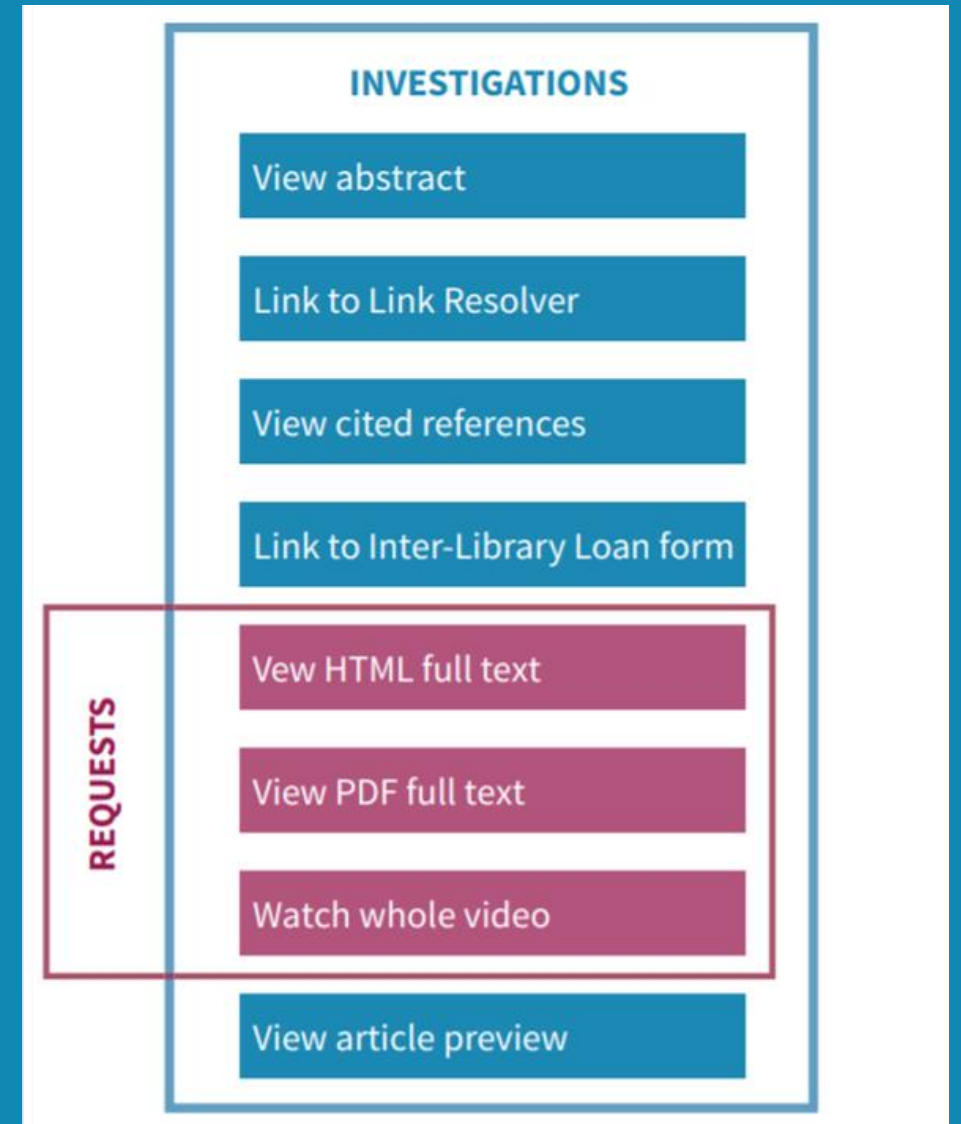
**Total\_Item\_Investigations:** the total number of times a content item or information related to a content item was investigated by a user

---

**Unique\_Item\_Investigations:** the number of unique content items (for example, chapters) investigated by a user

---

**Unique\_Title\_Investigations:** the number of unique titles (books) investigated by a user





# Requests

---

## Total\_Item\_Requests-

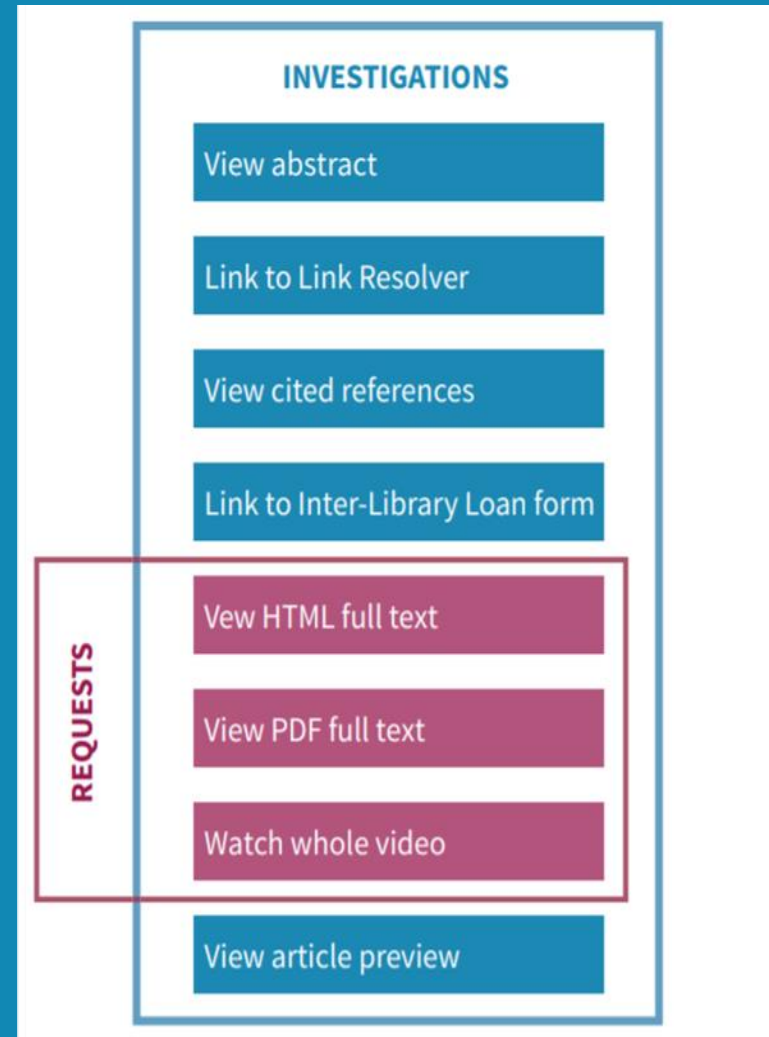
The total number of times the full text of a content item was downloaded or viewed.

---

**Unique\_Item\_Requests** - the number of unique content items (for example, chapters) requested by a user

---

**Unique\_Title\_Requests** The number of unique titles (books) requested by a user



# Comparable Book Usage



Numbers of **Unique\_Item\_Requests** may vary between sites, based on whether the content is delivered as a complete book or by chapter, but the **Unique\_Title\_Requests** will be the same regardless of delivery mechanism

# Let's take a look at the metrics in action

---

Susan is researching the history of antibiotics on Publisher Alpha's platform PPa and finds the *Big Book of Medical Marvels*

This book is delivered in chapters

Susan opens five chapter abstracts. The counts are:

Total\_Item\_Investigations: 5

Unique\_Item\_Investigations: 5

**Unique\_Title\_Investigations: 1**



# ...the metrics in action

---

After reading the abstracts, Susan downloads the PDFs for all five chapters. The counts are:

Total\_Item\_Investigations: 10

Unique\_Item\_Investigations: 5

**Unique\_Title\_Investigations: 1**

---

Total\_Requests: 5

Unique\_Item\_Requests: 5

**Unique\_Title\_Requests: 1**



# Susan's other activity

Susan also finds some other useful content on the PPa platform

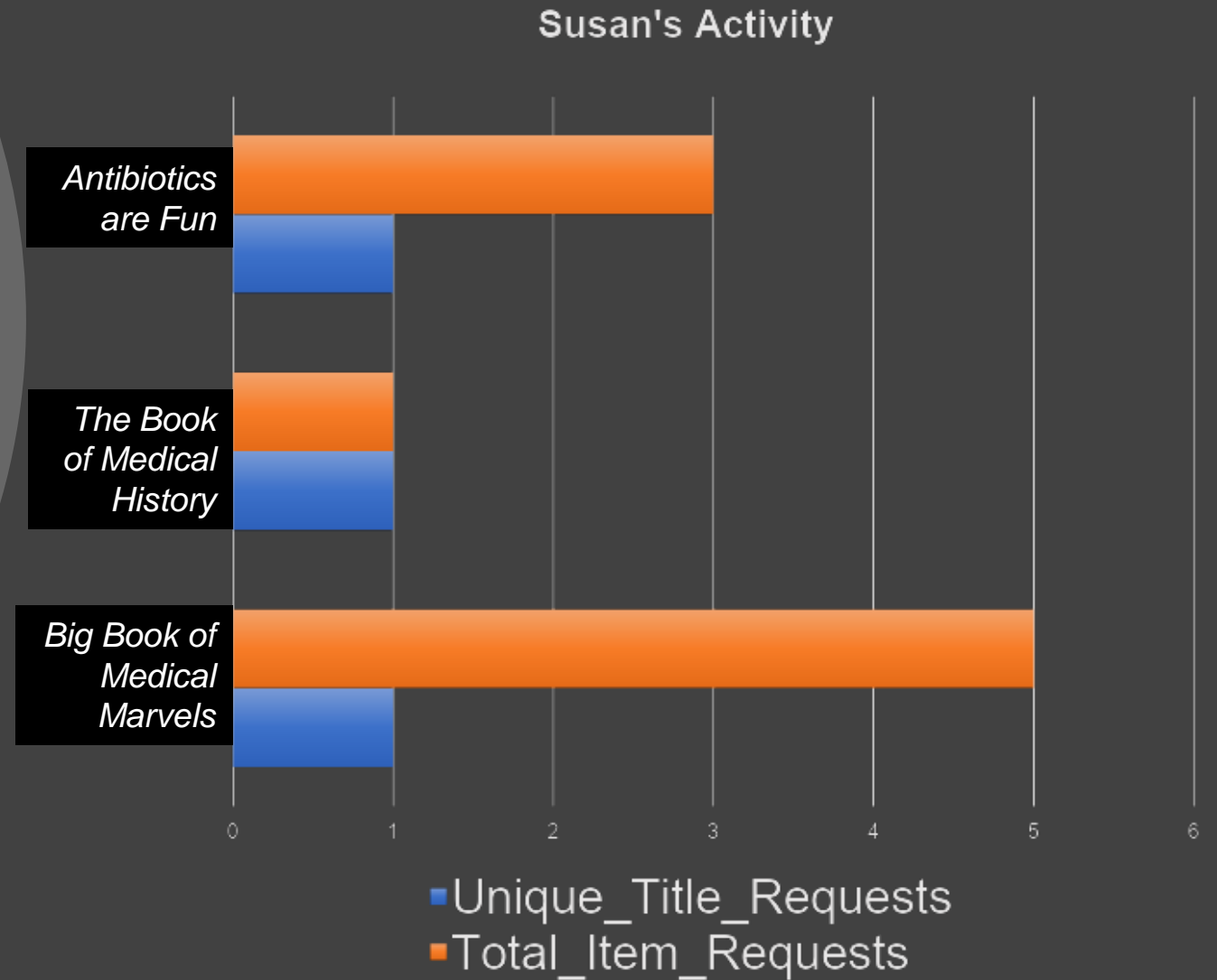
- *The Book of Medical History*: This is delivered as a whole book and Susan downloads the PDF
- *Antibiotics are Fun*: This is delivered as chapters and Susan downloads the PDFs for 3 chapters

This truncated example of the TR\_B1 Report shows how Susan's requests will be reported

Title	Publisher	Platform	Metric_Type	Reporting_Period_Total
Big Book of Medical Marvels	Alpha	PPa	Total_Item_Requests	5
Big Book of Medical Marvels	Alpha	PPa	Unique_Title_Requests	1
The Book of Medical History	Alpha	PPa	Total_Item_Requests	1
The Book of Medical History	Alpha	PPa	Unique_Title_Requests	1
Antibiotics are Fun	Alpha	PPa	Total_Item_Requests	3
Antibioitcs are Fun	Alpha	PPa	Unique_Title_Requests	1

# We can visualise the usage data

- We see that while the number of Total\_Item\_Requests count varies, based on whether the content is delivered as a complete book or by chapter, the Unique\_Title\_Requests count shows us that each book was used once



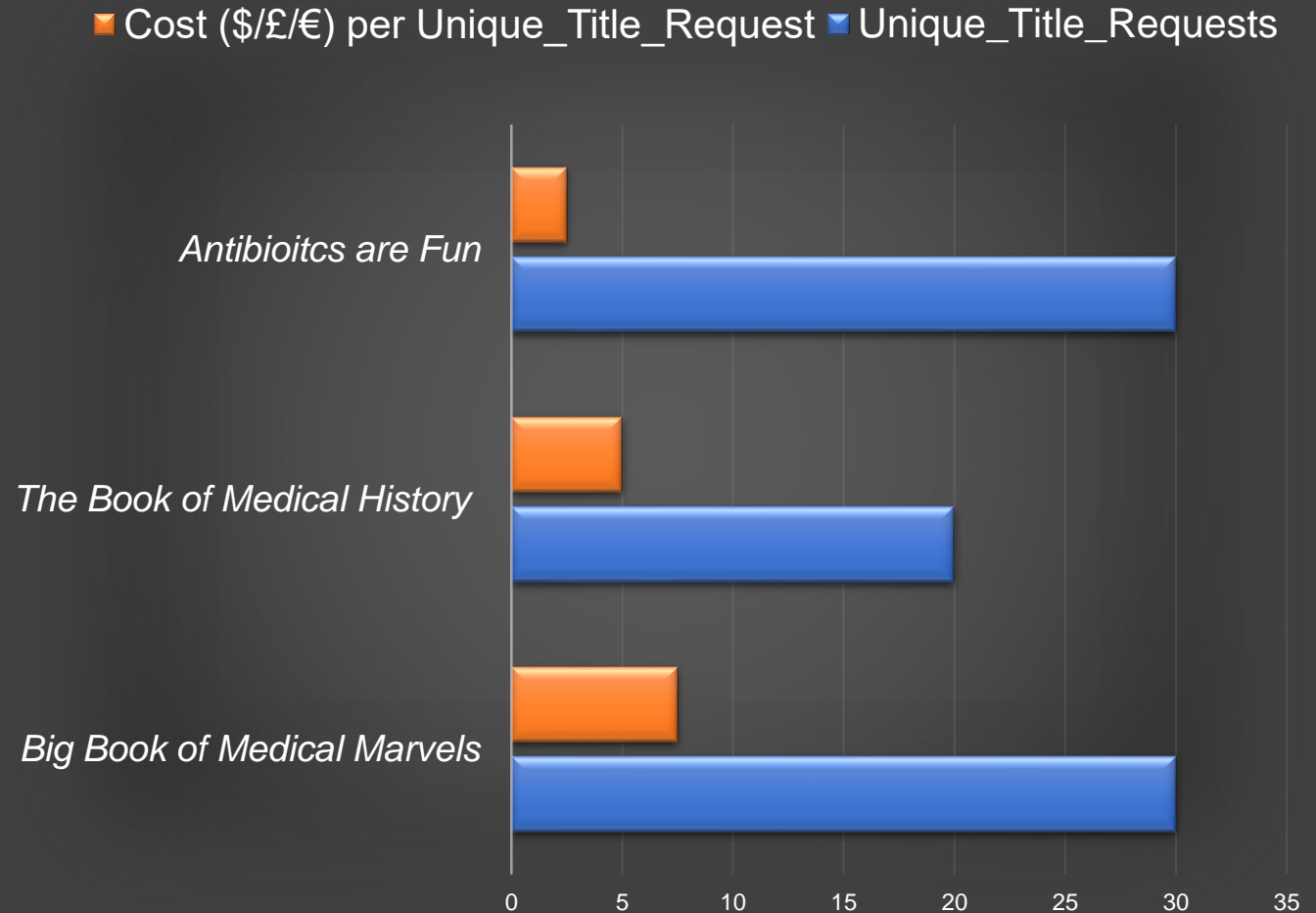
We can easily use the Unique\_Title\_Requests and the cost of each title to calculate comparable cost per use  
 Here are the same three titles, but with use by all users in a year

Title	Metric_Type	Reporting_Period_Total	Cost (\$/£/€) of title	Cost (\$/£/€) per use
Big Book of Medical Marvels	Total_Item_Requests	300		
Big Book of Medical Marvels	Unique_Title_Requests	40	300	7.50
The Book of Medical History	Total_Item_Requests	20		
The Book of Medical History	Unique_Title_Requests	20	100	5.00
Antibiotics are Fun	Total_Item_Requests	300		
Antibiotics are Fun	Unique_Title_Requests	30	75	2.5



# We can visualise the cost data

- In this graph we can see that *Antibiotics are Fun* and the *Big Book of Medical Marvels* have both had 30 Unique\_Title\_Requests
- *Antibiotics are Fun* has the lowest cost per Unique\_Title\_Request and the *Big Book of Medical Marvels* has the highest



# Learn More

---

Visit our COUNTER YouTube Channel where you will find more Foundation Classes

